

The invisible world in my infrared eyes

MVDA aided (N)IR spectroscopy and imaging

Szilveszter GERGELY

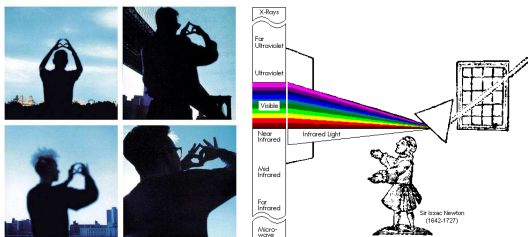
Department of Applied Biotechnology and Food Science
Budapest University of Technology and Economics



Guest lecture at PCCL from BUTE NIR Spectroscopy Group
13th of September, 2018 • Leoben, Austria





The main topic of this lecture: The invisible world in my infrared eyes



2

Newton's experiments (over the white light)




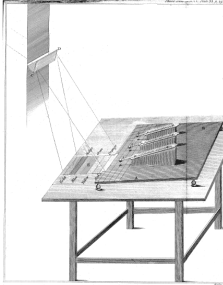
(1704)



It was known earlier but he wrote it down.

3


Herschel's experiments (below the red light)



11th of February, 1800

4

Coblentz's experiments (the IR fingerprint)



Ethanol
 $\text{CH}_3\text{CH}_2\text{OH}$
Dimethyl ether
 $\text{H}_3\text{C}-\text{O}-\text{CH}_3$
 $\text{C}_2\text{H}_6\text{O}$
but IR spectra



(1905)

5

IR – heat – energy



An AC-130U gunship fires flares to emit masses of infrared and confuse heat-seeking missiles.
<http://www.ired.com/designroom/2012/01/infrared-obscurity/>

6

Developing of instruments: from the military usage...

Aims today smaller instrument, better resolution

A short move? DARPA (Chetani)

<http://www.wired.com/wired.com/2013/04/darpa-infrared-camera/>

7

Developing of instruments: ... to civil applications

NIR 2007 Limes (S) painting H₂O⁺ on white paper by water

A short move? (DHC-2002 Baltimore, hospital ship)

<http://www.newswatch.com/2015/01/11/making-blood-draws-easier-friendlier-needle-296317.html>

8

Vibrations of molecules

Theory of Infrared Spectroscopy

The vibration can be broken up into three single motions, called **normal modes**. For water, these are the bend, symmetric stretch, and asymmetric stretch. Every non-linear molecule has exactly 3N-6 normal modes (where N is the number of atoms in the molecule).

- bending (deformation) changes in **angle** of bonds
- symmetric stretching changes in **length** of bonds
- asymmetric stretching changes in **length** of bonds

PARKIN ELMER
Infrared Copyright © 1992-2000 S. O. Jones

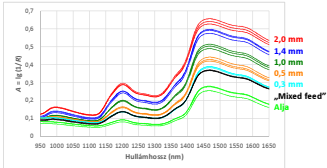
Main Menu Help Quit

Paradigm shift with changes of millennium

The spectrum is the sum total of changes of states:
chemical AND physical „fingerprint“

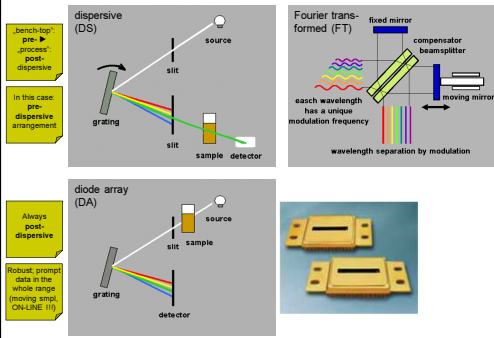
9

Particle size vs. NIR



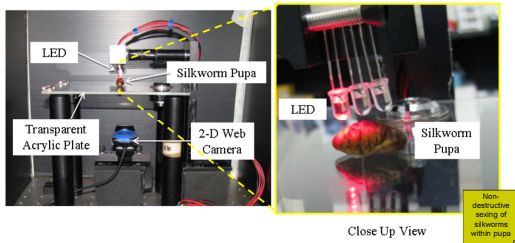
16

How we can measure? – 3-in-1



17

How we can measure? – NIR LEDs



Sunmolsachajorn S., Chakraborti Kamaljeet C.
Optical penetration-based silkworm pupa gender sensor structure
Appl. Optics 81(4): 498-512 (2012)

18

Step by step – (IQ)Q = IQ²

IQ =
 e.g. pharma
 e.g. agro-food
 (overlapping)
 e.g. monitoring

- **I**dentification
 - Who are you?
 - searching for sharp spectral differences
 - correlation, Euclidean distances etc.
- **Q**ualification
 - Where do you belong to?
 - define subpopulation based on more fine differences
 - principal component analysis (PCA), Mahalanobis distance etc.
- **Q**uantification
 - How many?
 - calibrations with reference parameters
 - partial least squares (PLS) method etc.

22

Overview of calibration and validation

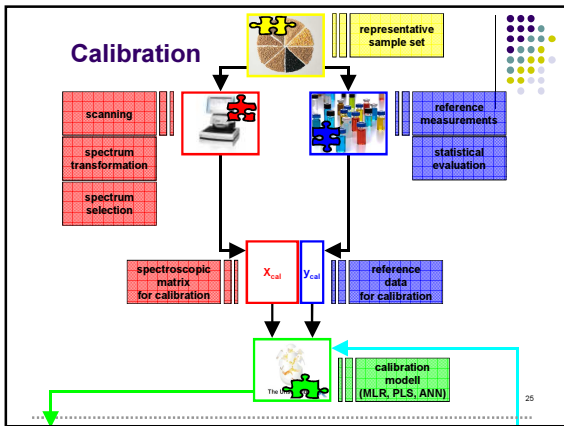
- Main elements:
 - well-defined sample sets
 - accurate reference methods
 - reliable spectroscopic tools
 - exact mathematics and chemometry

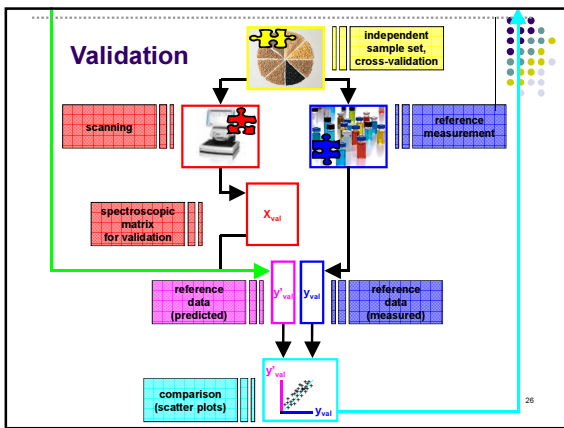
23

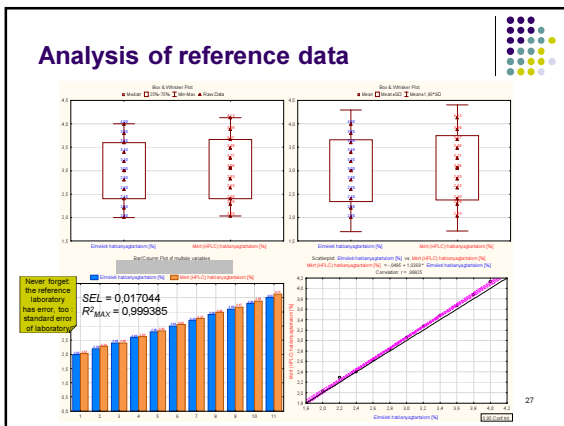
Overview of calibration and validation

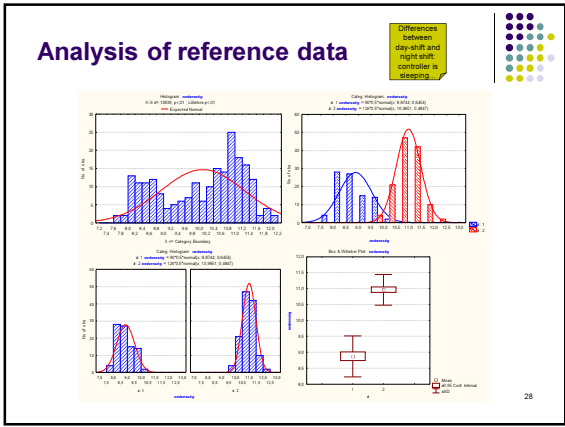
- **Calibration**
 - to find multivariate correlation between spectroscopic and reference data sets
- **Validation**
 - to estimate the performance of the calibration model using independent sample set or cross-validation

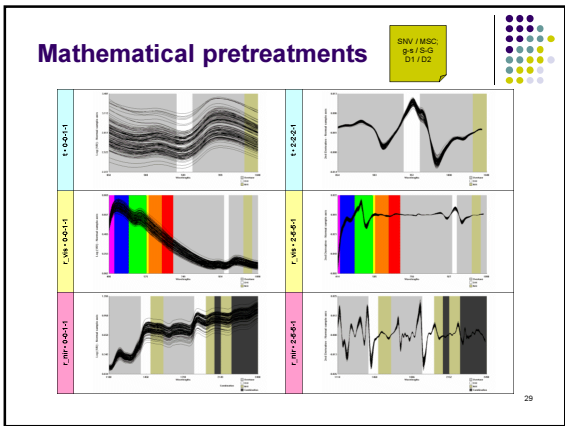
24

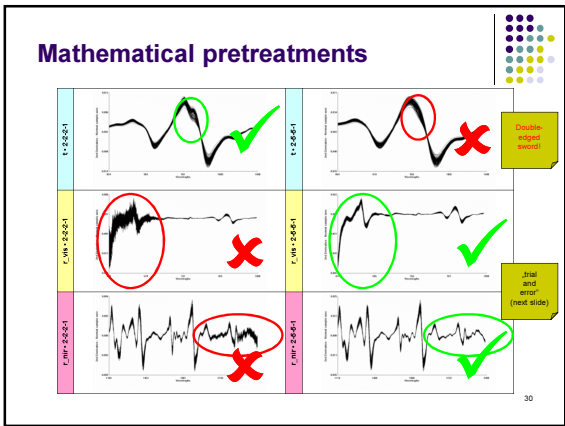












From „off-line” to „in-/on-line”

Because NIR is quick and non-destructive

Guidance for Industry
PAT – A Framework for Innovative Pharmaceutical Development, Manufacturing and Quality Assurance

[...] These measurements can be:

- at-line:** Measurement where the sample is removed, isolated from, and analyzed in close proximity to the process stream.
- on-line:** Measurement where the sample is diverted from the manufacturing process, and may be returned to the process stream.
- in-line:** Measurement where the sample is not removed from the process stream and can be invasive or noninvasive [...]

The Process Analytical Technology (PAT) tools

& within it: research fields of our academic group

In order to implement a successful PAT project, a combination of three main PAT tools is essential

- **Multivariate data acquisition and data analysis (MVDA) tools**
 - Usually advanced software packages which 1) aid in **design of experiments (DoE)**, 2) collection of raw data and 3) statistically analyzing this data in order to determine what parameters are Critical Process Parameters (CPP).
- **Process analytical chemistry (PAC) tools**
 - In-line and on-line analytical instruments used to measure those parameters that have been defined as CPP. These include mainly **near infrared spectroscopy (NIRS)**; but also include biosensors, Raman spectroscopy etc.
- **Continuous improvement and/or knowledge management tools**
 - Software packages which accumulate Quality Control data acquired over time for specific processes with the aim of defining process weaknesses and implementing and monitoring process improvement initiatives.


ICH Q10 approach of PAT

& within it: research fields of our academic group

Summary: time is money, so we need PAT.

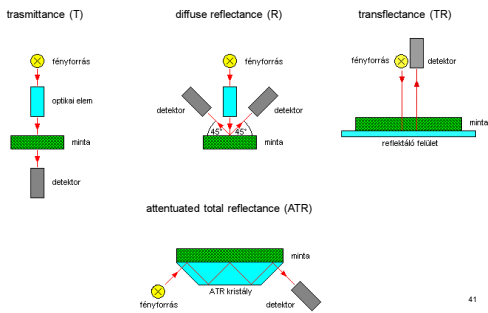
Is it any faster than the light? No. So the NIR light is good enough for us.

The tool of in-/on-line – the fiber probe



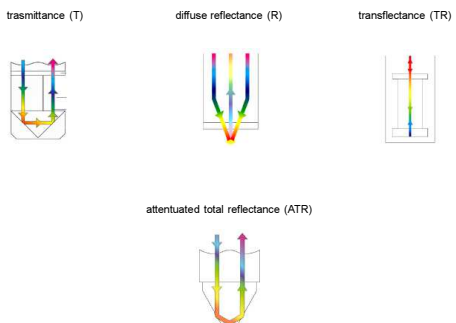
40

How we can collect spectra? The theory ...



41

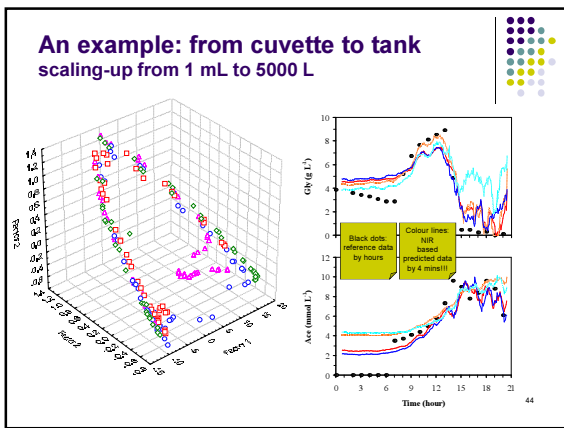
How we can collect spectra? ... and the practice (with probes)



42

An example: from cuvette to tank scaling-up from 1 mL to 5000 L

43



From „off-line” to „in-/on-line”

Is it any moving part? No, it's grating.

digital VIS camera, IP65, OPC, modbus, ASCII etc.

Automatic change of source = continuous operating.

the same optics = quick calibration transfer

Industrie 2.0 – Győr / Raab / Arrabona



Textile factory

Ki: Korok Tamás (1951, képszám: 43348)
<http://www.kortarsas.hu>

49

Industrie 3.0 – Győr / Raab / Arrabona




Vending machine

Bácsi: Sándor (1975, képszám: 109943)
<http://www.kortarsas.hu>

50

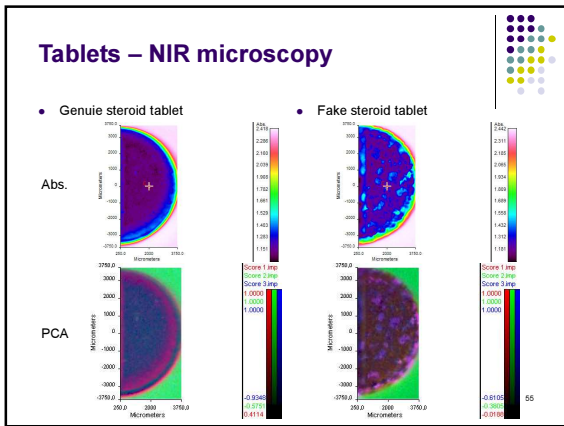
Industrie 4.0 – Győr / Raab / Arrabona




It is not a vending machine

AUDI AG (2015, képszám: 146ea22)
<https://images.audi.hu/galery/0146ea22.jpg>

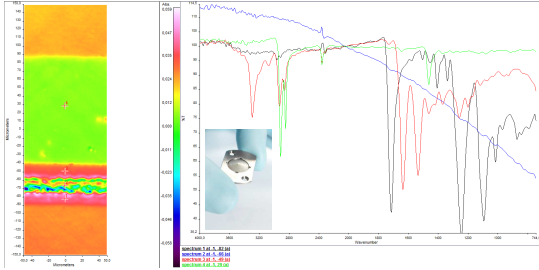
51





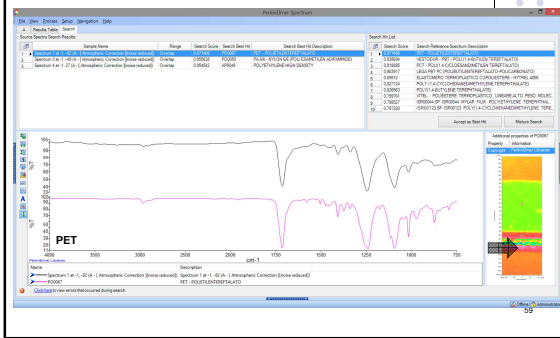


Package materials – IR microscopy



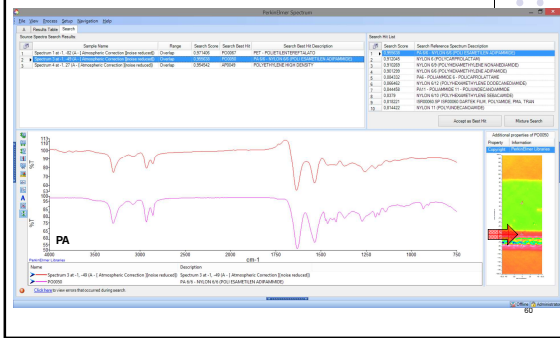
58

Package materials – identification



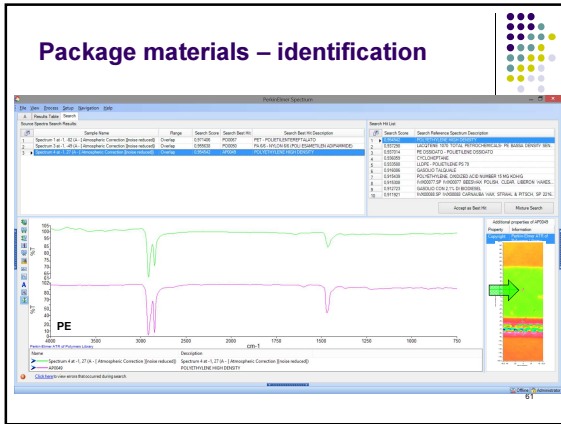
59

Package materials – identification




60

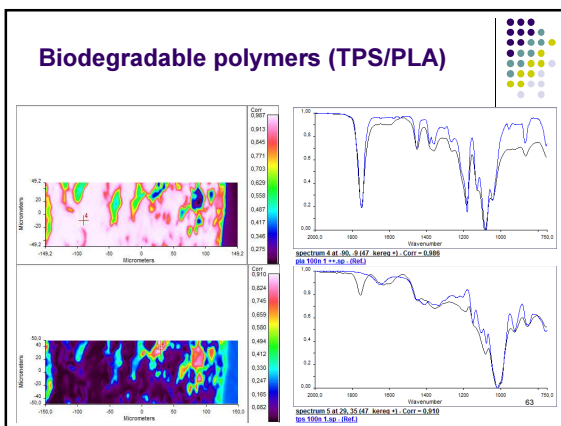
Package materials – identification



Biodegradable polymers (TPS/PLA)



Biodegradable polymers (TPS/PLA)



**Thank you
for your kind attention**

Szilveszter GERGELY

Department of Applied Biotechnology and Food Science
Budapest University of Technology and Economics



Guest lecture at PCCL from BUTE NIR Spectroscopy Group
13th of September, 2018 • Leoben, Austria